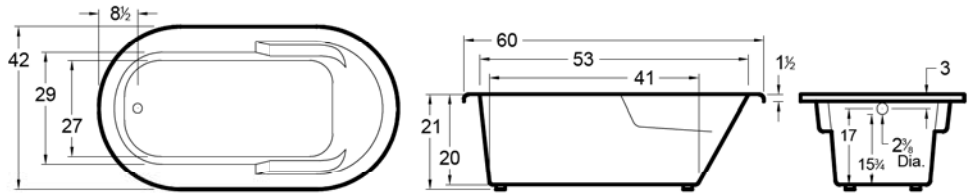


Always check the website for the most updated specifications: www.americh.com



Tub pictured with optional grab bars and waste & overflow.



All bathtub dimensions are ± 1/2".

CODES AND COMPLIANCE

Americh products meet or exceed the following standards:

- Underwriters Laboratories (UL)
- Underwriters Laboratories - Canada (cUL)
- Canadian Standards Association - (CSA)
- ANSI Z124.1 • ANSI A112-19.7
- ANSI A112.19.8 • ASTM F462-79

Contact Americh for additional approvals.

MATERIAL

Acrylic

DIMENSIONS

60" x 42" x 21" (1524 x 1067 x 533 mm)

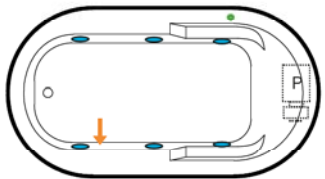
Whirlpool Operating Gallons = 55 (Liters = 208)

Gallon to Overflow = 80 (Liters = 303)

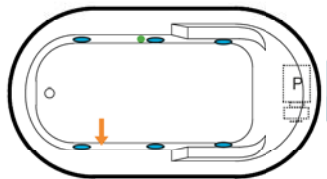
ELECTRICAL REQUIREMENTS

Americh recommends one 20 amp ground fault circuit interrupter (GFCI) for each power supply provided with the bathtub.

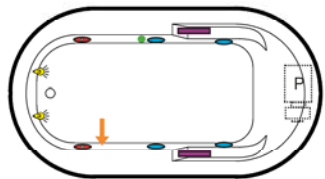
Builder Series



Luxury Series

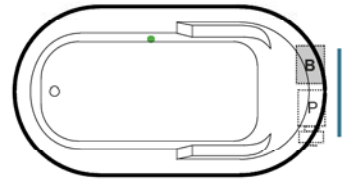


Platinum Series

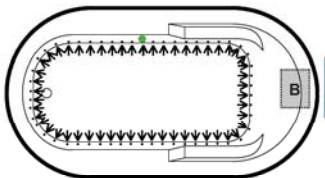


Combination

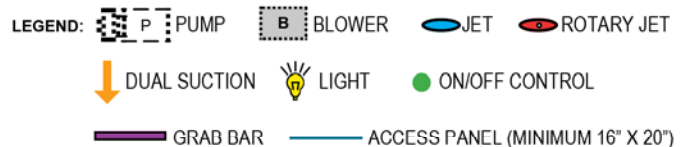
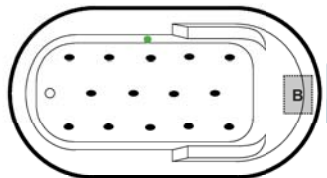
(pump and blower location only)



Airbath System II



Airbath System III



ACCESSORIES

Apron	Grab Bars					Pillow				Tile Flange	Installation	
	9"	14"	16"	Madison	Rail	13"	17"	Angle	Head Support System		Deckmount	Undermount
				•	•	•			•		Yes	Yes

• = option is available
 = standard on Platinum Series
 = option is not available

INSTALLATION TIPS

- Install product according to Owners Manual and local codes.
- All units with an Airbath III may be 1 1/2" - 2 1/2" higher than stated.
- Any whirlpool or Airbath® unit requires an access panel.
- Hot water supply should be 65-75% of tub capacity or greater. Always consult your local plumber for recommendations as installations will vary.
- When ordering for undermount installation, always advise Americh to assure there are no issues with deck mounted controls.
- Dimensions for undermount installation should be taken directly from the bathtub.
- For oval or specialty shapes, Americh recommends you wait until you have the actual unit or contact us for a template.