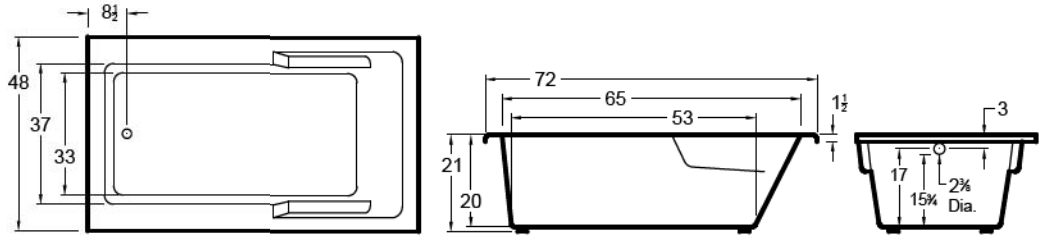


Always check the website for the most updated specifications: [www.americh.com](http://www.americh.com)



Tub pictured with optional grab bars and waste & overflow.



All bathtub dimensions are  $\pm 1/2"$ .

### CODES AND COMPLIANCE

Americh products meet or exceed the following standards:

- Underwriters Laboratories (UL)
- Underwriters Laboratories - Canada (cUL)
- Canadian Standards Association - (CSA)
- ANSI Z124.1 • ANSI A112-19.7
- ANSI A112.19.8 • ASTM F462-79

Contact Americh for additional approvals.

### MATERIAL

Acrylic

### DIMENSIONS

72" x 48" x 21" (1829 x 1219 x 533 mm)

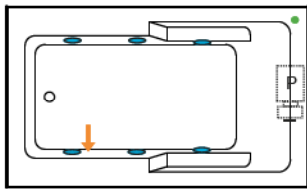
Whirlpool Operating Gallons = 80 (Liters = 303)

Gallon to Overflow = 120 (Liters = 454)

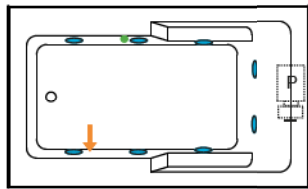
### ELECTRICAL REQUIREMENTS

Americh recommends one 20 amp ground fault circuit interrupter (GFCI) for each power supply provided with the bathtub.

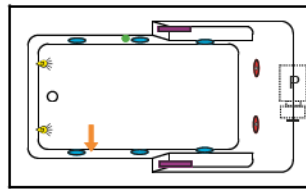
### Builder Series



### Luxury Series

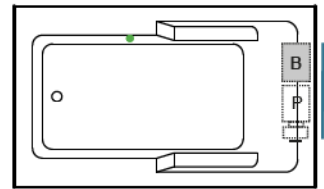


### Platinum Series

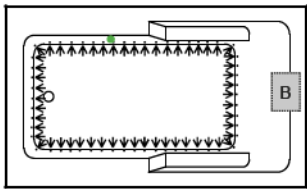


### Combination

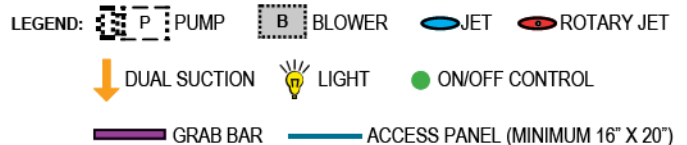
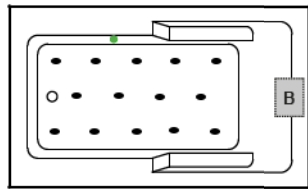
(pump and blower location only)



### Airbath System II



### Airbath System III



## ACCESSORIES

Apron	Grab Bars					Pillow				Tile Flange	Installation	
	9"	14"	16"	Madison	Rail	13"	17"	Angle	Head Support System		Deckmount	Undermount
•				•	•	•		•	•	•	Yes	Yes

= option is available    
 = standard on Platinum Series    
 = option is not available

### INSTALLATION TIPS

- Install product according to Owners Manual and local codes.
- All units with an Airbath III may be 1 1/2 - 2 1/2" higher than stated.
- Any whirlpool or Airbath® unit requires an access panel.
- Hot water supply should be 65-75% of tub capacity or greater. Always consult your local plumber for recommendations as installations will vary.
- When ordering for undermount installation, always advise Americh to assure there are no issues with deck mounted controls.
- Dimensions for undermount installation should be taken directly from the bathtub.
- Cut-out dimension: 70" x 46"